

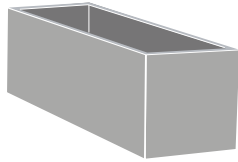


## Wilshire Planters Aluminum Rectangle & Square

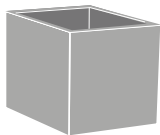
Wilshire Powder-Coated Aluminum Planters are an environmentally friendly solution. Marine-grade aluminum with welded stiffeners is used to produce planters with the strength of steel but 40-60% of the weight.

# Wilshire Planters, Aluminum Rectangle & Square

## WILSHIRE PLANTERS, ALUMINUM RECTANGLES & SQUARES



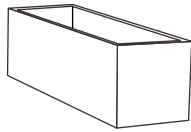
Rectangle



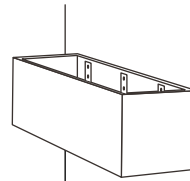
Square

## THE COMPLETE WILSHIRE COLLECTION

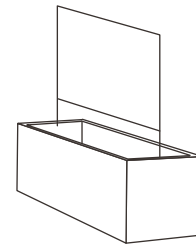
For additional shapes and materials, visit [tournesol.com/collections/wilshire](https://tournesol.com/collections/wilshire)



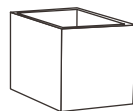
Rectangle



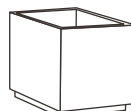
Hanging Box



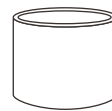
Trellis, Laser-Cut Screen



Square



Toe Kick



Round



Round with Toe Kick

## OPTIONS

Standard Wilshire Planters can be modified with a broad array of options without incurring custom charges. Options are limited to those products that can support them. Speak to a Tournesol Advisor to discuss which options will work with your project.



Irrigation



Change Dimension



Accessory Pockets



Scoops



Casters



Drain Holes



Toe Kick



False Bottom



Tie Downs

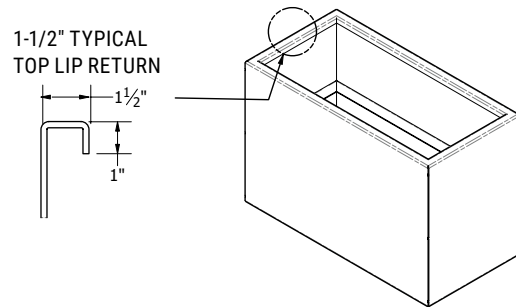
# Wilshire Planters, Aluminum Rectangle & Square

## POWDER-COATED ALUMINUM

Following fully welded fabrication, Wilshire Aluminum Planters are dry steam washed and pretreated with a closed loop, environmentally friendly zirconium solution before a zinc-free epoxy primer and AAMA 2604 polyester powder-coat is applied.

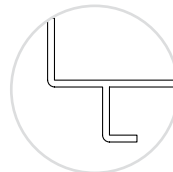
## TOP LIP

Wilshire Aluminum Planters come with a standard lip return.



## BASE OPTION

Wilshire Planters are available with a toe kick option.



WWR-RE

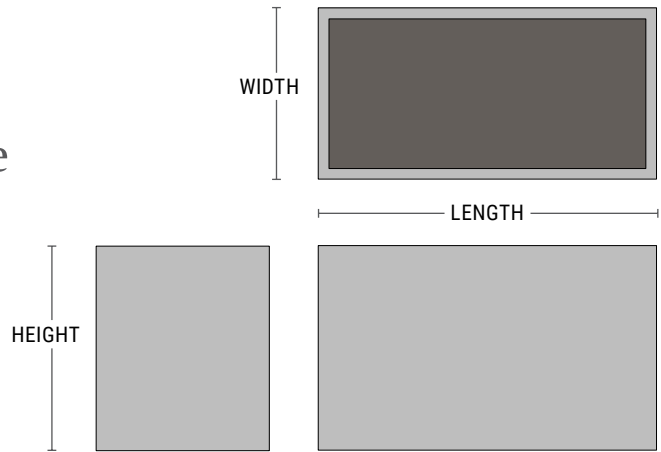
Toe kick option  
2"H bottom reveal

## DRAINAGE

Drain Holes: Standard drain holes are 1-5/8" diameter, made free-of-charge at the factory.

# Wilshire Planters Aluminum Rectangle & Square

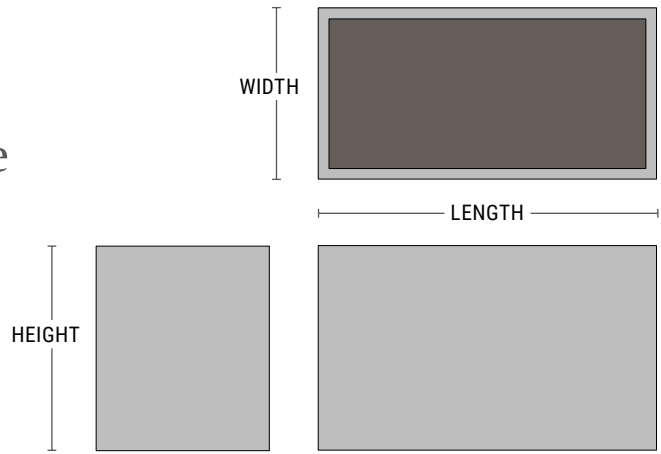
- 100% recyclable marine-grade aluminum
- Same strength as Wilshire Steel but weigh 40-60% less
- Engineered for strength with welded stiffeners
- Laser-cut & welded for consistent thickness and edge-detail at any scale
- Powder-coat over zinc-free epoxy primer



PRODUCT	SHAPE	LENGTH	WIDTH	HEIGHT	WEIGHT (LBS.)	VOLUME (CUBIC FT.)	INTERIOR TOP	INTERIOR BOTTOM	IRRIGATION
WWR-AL1800	Square	18"	18"	20"	29	3.4	15" x 15"	14.5" x 14.5"	-
WVRT-AL1800	Square Tall	18"	18"	30"	35	5.1	15" x 15"	17.5" x 17.5"	CWC-R1100
WWR-AL241012	Rectangle	24"	10"	12"	16	1.5	21" x 7"	23.5" x 9.5"	CWM-R1109-MS
WWR-AL241218	Rectangle	24"	12"	18"	21	2.8	21" x 9"	23.5" x 11.5"	CWM-R1114-MS
WWR-AL241236	Rectangle	24"	12"	36"	43	5.6	21" x 9"	23.5" x 11.5"	CWM-R1120-MS
WWR-AL241818	Rectangle	24"	18"	18"	24	4.3	21" x 15"	23.5" x 17.5"	CWM-R1114-MS
WWR-AL241824	Rectangle	24"	18"	24"	38	5.7	21" x 15"	23.5" x 17.5"	CWM-R1620-MS
WWR-AL241830	Rectangle	24"	18"	30"	44	7	21" x 15"	23.5" x 17.5"	CWM-R1620-MS
WWR-AL241836	Rectangle	24"	18"	36"	50	8.4	21" x 15"	23.5" x 17.5"	CWM-R1620-MS
WWR-AL242418	Square	24"	24"	18"	37	5.7	21" x 21"	23.5" x 23.5"	CWM-R1614-MS
WWR-AL2400	Square	24"	24"	24"	44	8	21" x 21"	20.5" x 20.5"	CWC-R1850/CWM-R1114-2k
WVRT-AL2400	Square Tall	24"	24"	48"	51	15.1	21" x 21"	23.5" x 23.5"	CWC-R1850
WWR-AL3000	Square	30"	30"	27"	61	14	27" x 27"	25.5" x 25.5"	CWM-R1620-2k
WVRT-AL3000	Square Tall	30"	30"	54"	71	26.6	27" x 27"	29.5" x 29.5"	CWM-R1620-2k-CRT
WWR-AL361012	Rectangle	36"	10"	12"	20	2.3	33" x 7"	35.5" x 9.5"	CWM-R1109-2k
WWR-AL361218	Rectangle	36"	12"	18"	35	4.3	33" x 9"	35.5" x 11.5"	CWM-R1114-2k
WWR-AL361236	Rectangle	36"	12"	36"	56	8.5	33" x 9"	35.5" x 11.5"	CWM-R1120-2k
WWR-AL361818	Rectangle	36"	18"	18"	41	6.5	33" x 15"	35.5" x 17.5"	CWM-R1114-2k
WWR-AL361824	Rectangle	36"	18"	24"	49	8.6	33" x 15"	35.5" x 17.5"	CWM-R2020-MS
WWR-AL361830	Rectangle	36"	18"	30"	57	10.5	33" x 15"	35.5" x 17.5"	CWM-R2020-MS

# Wilshire Planters Aluminum Rectangle & Square

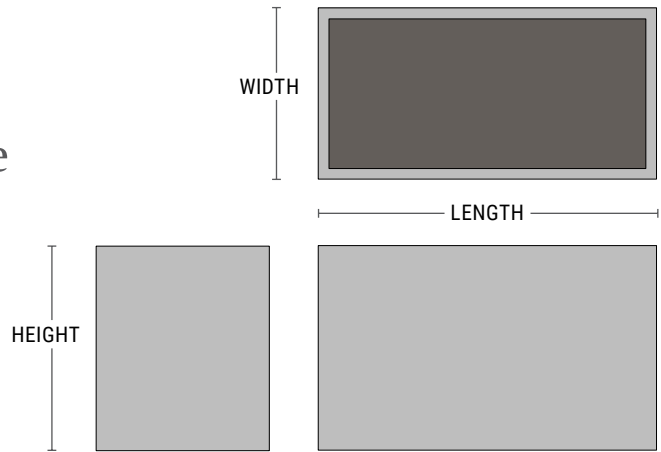
- 100% recyclable marine-grade aluminum
- Same strength as Wilshire Steel but weigh 40-60% less
- Engineered for strength with welded stiffeners
- Laser-cut & welded for consistent thickness and edge-detail at any scale
- Powder-coat over zinc-free epoxy primer



PRODUCT	SHAPE	LENGTH	WIDTH	HEIGHT	WEIGHT (LBS.)	VOLUME (CUBIC FT.)	INTERIOR TOP	INTERIOR BOTTOM	IRRIGATION
WWR-AL361836	Rectangle	36"	18"	36"	65	12.7	33" x 15"	35.5" x 17.5"	CWM-R2020-MS
WWR-AL362418	Rectangle	36"	24"	18"	47	8.7	33" x 21"	35.5" x 23.5"	CWM-R2014-MS
WWR-AL362424	Rectangle	36"	24"	24"	56	11.6	33" x 21"	35.5" x 23.5"	CWM-R2920-MS
WWR-AL362430	Rectangle	36"	24"	30"	65	14.1	33" x 21"	35.5" x 23.5"	CWM-R2920-MS
WWR-AL362436	Rectangle	36"	24"	36"	73	17.4	33" x 21"	35.5" x 23.5"	CWM-R2920-MS
WWR-AL362442	Rectangle	36"	24"	42"	82	19.7	33" x 21"	35.5" x 23.5"	CWM-R2920-MS
WWR-AL363018	Rectangle	36"	30"	18"	53	10.9	33" x 27"	35.5" x 29.5"	CWM-R2914-MS
WWR-AL363024	Rectangle	36"	30"	24"	62	13.7	33" x 27"	35.5" x 29.5"	CWM-R2920-MS
WWR-AL363030	Rectangle	36"	30"	30"	72	17.3	33" x 27"	35.5" x 29.5"	CWM-R2920-MS
WWR-AL363036	Rectangle	36"	30"	36"	82	20.8	33" x 27"	35.5" x 29.5"	CWM-R2920-MS
WWR-AL363042	Rectangle	36"	30"	42"	92	24.4	33" x 27"	35.5" x 29.5"	CWM-R2920-MS
WWR-AL363618	Square	36"	36"	18"	59	12.4	31" x 31"	35.5" x 35.5"	CWM-R1114-2k
WWR-AL363624	Square	36"	36"	24"	69	16.2	31" x 31"	35.5" x 35.5"	CWM-R1120-2k
WWR-AL363600	Square	36"	36"	30"	80	22	31" x 31"	35.5" x 35.5"	CWM-R1620-2k
WWR-AL363636	Square	36"	36"	36"	90	24.6	31" x 31"	35.5" x 35.5"	CWM-R1120-2k
WWR-AL363642	Square	36"	36"	42"	116	28.8	31" x 31"	35.5" x 35.5"	CWM-R1120-2k
WWR-AL4200	Square	42"	42"	36"	95	37	37" x 37"	43.5" x 43.5"	CWM-1720-4K
WWR-AL481012	Rectangle	48"	10"	12"	25	3.1	45" x 7"	47.5" x 9.5"	CWM-R1109-2k
WWR-AL481218	Rectangle	48"	12"	18"	39	5.7	45" x 9"	47.5" x 11.5"	CWM-R1114-2k
WWR-AL481236	Rectangle	48"	12"	36"	50	11.3	45" x 9"	47.5" x 11.5"	CWM-R1120-2k

# Wilshire Planters Aluminum Rectangle & Square

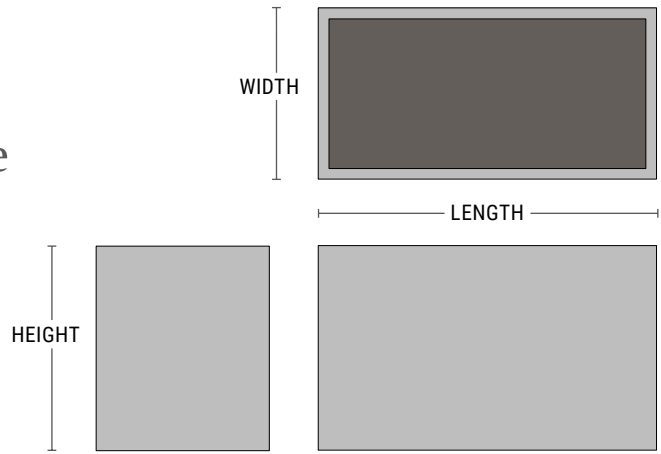
- 100% recyclable marine-grade aluminum
- Same strength as Wilshire Steel but weigh 40-60% less
- Engineered for strength with welded stiffeners
- Laser-cut & welded for consistent thickness and edge-detail at any scale
- Powder-coat over zinc-free epoxy primer



PRODUCT	SHAPE	LENGTH	WIDTH	HEIGHT	WEIGHT (LBS.)	VOLUME (CUBIC FT.)	INTERIOR TOP	INTERIOR BOTTOM	IRRIGATION
WWR-AL481818	Rectangle	48"	18"	18"	50	8.6	45" x 15"	47.5" x 17.5"	CWM-R1114-2k
WWR-AL481824	Rectangle	48"	18"	24"	60	11.5	45" x 15"	47.5" x 17.5"	CWM-R1620-2k
WWR-AL481830	Rectangle	48"	18"	30"	80	13.5	45" x 15"	47.5" x 17.5"	CWM-R1620-2k
WWR-AL481836	Rectangle	48"	18"	36"	89	17	45" x 15"	47.5" x 17.5"	CWM-R1620-2k
WWR-AL482418	Rectangle	48"	24"	18"	60	11.5	45" x 21"	47.5" x 23.5"	CWM-R1614-2k
WWR-AL482424	Rectangle	48"	24"	24"	67	15	45" x 21"	47.5" x 23.5"	CWM-R1620-2k
WWR-AL482430	Rectangle	48"	24"	30"	78	18.8	45" x 21"	47.5" x 23.5"	CWM-R1620-2k
WWR-AL482436	Rectangle	48"	24"	36"	99	23.3	45" x 21"	47.5" x 23.5"	CWM-R1620-2k
WWR-AL482442	Rectangle	48"	24"	42"	109	26.3	45" x 21"	47.5" x 23.5"	CWM-R1620-2k
WWR-AL483018	Rectangle	48"	30"	18"	64	14.5	45" x 27"	47.5" x 29.5"	CWM-R1614-2k
WWR-AL483024	Rectangle	48"	30"	24"	85	18.3	45" x 27"	47.5" x 29.5"	CWM-R1620-2k
WWR-AL483030	Rectangle	48"	30"	30"	97	23	45" x 27"	47.5" x 29.5"	CWM-R1620-2k
WWR-AL483036	Rectangle	48"	30"	36"	108	27.8	45" x 27"	47.5" x 29.5"	CWM-R1620-2k
WWR-AL483042	Rectangle	48"	30"	42"	125	32.5	45" x 27"	47.5" x 29.5"	CWM-R1620-2k
WWR-AL483618	Rectangle	48"	36"	18"	70	16.6	43" x 31"	47.5" x 35.5"	CWM-R1614-2k
WWR-AL483624	Rectangle	48"	36"	24"	93	21.7	43" x 31"	47.5" x 35.5"	CWM-R1620-2k
WWR-AL483630	Rectangle	48"	36"	30"	105	27.4	43" x 31"	47.5" x 35.5"	CWM-R1620-2k
WWR-AL483636	Rectangle	48"	36"	36"	123	33	43" x 31"	47.5" x 35.5"	CWM-R1620-2k
WWR-AL483642	Rectangle	48"	36"	42"	137	38.6	43" x 31"	47.5" x 35.5"	CWM-R1620-2k
WWR-AL484818	Rectangle	48"	48"	18"	84	22.1	43" x 43"	47.5" x 47.5"	CWM-R1614-2k

# Wilshire Planters Aluminum Rectangle & Square

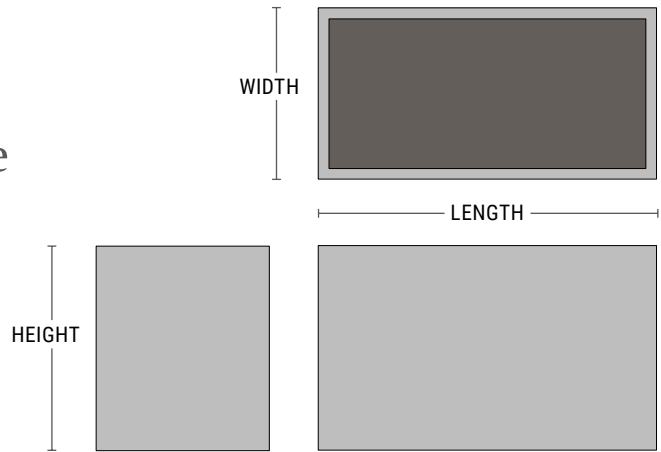
- 100% recyclable marine-grade aluminum
- Same strength as Wilshire Steel but weigh 40-60% less
- Engineered for strength with welded stiffeners
- Laser-cut & welded for consistent thickness and edge-detail at any scale
- Powder-coat over zinc-free epoxy primer



PRODUCT	SHAPE	LENGTH	WIDTH	HEIGHT	WEIGHT (LBS.)	VOLUME (CUBIC FT.)	INTERIOR TOP	INTERIOR BOTTOM	IRRIGATION
WWR-AL4824	Square	48"	48"	24"	98	29	43" x 43"	43.5" x 43.5"	CWM-R2914-2k
WWR-AL484830	Square	48"	48"	30"	132	36.3	43" x 43"	47.5" x 47.5"	CWM-R1620-2k
WWR-AL4800	Square	48"	48"	36"	146	48	43" x 43"	43.5" x 43.5"	CWM-R2920-2k
WWR-AL484842	Square	48"	48"	42"	161	51.1	43" x 43"	47.5" x 47.5"	CWM-R1620-2k
WWR-AL601012	Rectangle	60"	10"	12"	39	3.9	57" x 7"	59.5" x 9.5"	CWM-R1109-2k
WWR-AL601218	Rectangle	60"	12"	18"	52	7.1	57" x 9"	59.5" x 11.5"	CWM-R1114-2k
WWR-AL601236	Rectangle	60"	12"	36"	96	14.2	57" x 9"	59.5" x 11.5"	CWM-R1120-2k
WWR-AL601818	Rectangle	60"	18"	18"	59	10.8	57" x 15"	59.5" x 17.5"	CWM-R1114-2k
WWR-AL601824	Rectangle	60"	18"	24"	74	14.4	57" x 15"	59.5" x 17.5"	CWM-R1620-2k
WWR-AL601830	Rectangle	60"	18"	30"	95	16.9	57" x 15"	59.5" x 17.5"	CWM-R2020-2k
WWR-AL601836	Rectangle	60"	18"	36"	106	21.2	57" x 15"	59.5" x 17.5"	CWM-R2020-2k
WWR-AL602418	Rectangle	60"	24"	18"	67	14.5	57" x 21"	59.5" x 23.5"	CWM-R2014-2k
WWR-AL602424	Rectangle	60"	24"	24"	92	18.8	57" x 21"	59.5" x 23.5"	CWM-R2020-2k
WWR-AL602430	Rectangle	60"	24"	30"	104	23.5	57" x 21"	59.5" x 23.5"	CWM-R2020-2k
WWR-AL602436	Rectangle	60"	24"	36"	122	29.1	57" x 21"	59.5" x 23.5"	CWM-R2020-2k
WWR-AL602442	Rectangle	60"	24"	42"	135	32.9	57" x 21"	59.5" x 23.5"	CWM-R2020-2k
WWR-AL603018	Rectangle	60"	30"	18"	74	18.2	57" x 27"	59.5" x 29.5"	CWM-R2014-2k
WWR-AL603024	Rectangle	60"	30"	24"	100	22.8	57" x 27"	59.5" x 29.5"	CWM-R2020-2k
WWR-AL603030	Rectangle	60"	30"	30"	118	28.8	57" x 27"	59.5" x 29.5"	CWM-R2020-2k
WWR-AL603036	Rectangle	60"	30"	36"	132	34.7	57" x 27"	59.5" x 29.5"	CWM-R2020-2k

# Wilshire Planters Aluminum Rectangle & Square

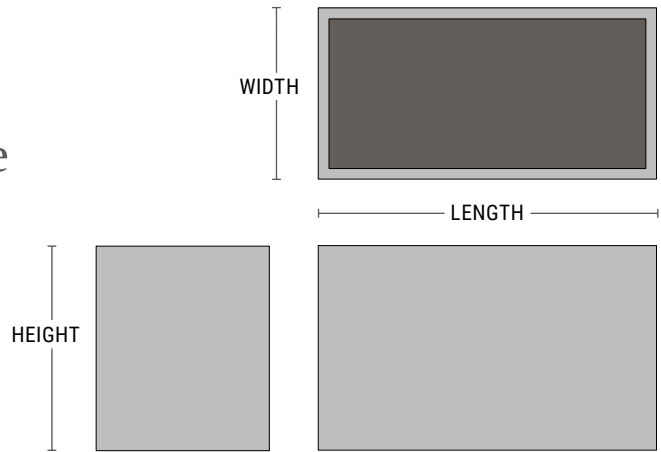
- 100% recyclable marine-grade aluminum
- Same strength as Wilshire Steel but weigh 40-60% less
- Engineered for strength with welded stiffeners
- Laser-cut & welded for consistent thickness and edge-detail at any scale
- Powder-coat over zinc-free epoxy primer



PRODUCT	SHAPE	LENGTH	WIDTH	HEIGHT	WEIGHT (LBS.)	VOLUME (CUBIC FT.)	INTERIOR TOP	INTERIOR BOTTOM	IRRIGATION
WWR-AL603042	Rectangle	60"	30"	42"	146	40.7	57" x 27"	59.5" x 29.5"	CWM-R2020-2k
WWR-AL603618	Rectangle	60"	36"	18"	82	20.7	55" x 31"	59.5" x 35.5"	CWM-R2014-2k
WWR-AL603624	Rectangle	60"	36"	24"	109	27.3	55" x 31"	59.5" x 35.5"	CWM-R2020-2k
WWR-AL603630	Rectangle	60"	36"	30"	123	34.4	55" x 31"	59.5" x 35.5"	CWM-R2020-2k
WWR-AL603636	Rectangle	60"	36"	36"	142	41.4	55" x 31"	59.5" x 35.5"	CWM-R2020-2k
WWR-AL603642	Rectangle	60"	36"	42"	157	48.5	55" x 31"	59.5" x 35.5"	CWM-R2020-2k
WWR-AL604818	Rectangle	60"	48"	18"	102	27.7	55" x 43"	59.5" x 47.5"	CWM-R2014-2k
WWR-AL604824	Rectangle	60"	48"	24"	129	36.3	55" x 43"	59.5" x 47.5"	CWM-R2014-2k
WWR-AL604830	Rectangle	60"	48"	30"	152	45.7	55" x 43"	59.5" x 47.5"	CWM-R2020-2k
WWR-AL604836	Rectangle	60"	48"	36"	173	54.9	55" x 43"	59.5" x 47.5"	CWM-R2020-2k
WWR-AL604842	Rectangle	60"	48"	42"	190	64.3	55" x 43"	59.5" x 47.5"	CWM-R2020-2k
WWR-AL6000	Square	60"	60"	42"	234	80	55" x 55"	55.5" x 55.5"	CWM-R2920-4k
WWR-AL721012	Rectangle	72"	10"	12"	45	4.7	69" x 7"	71.5" x 9.5"	CWM-R1109-3k
WWR-AL721218	Rectangle	72"	12"	18"	62	8.5	69" x 9"	71.5" x 11.5"	CWM-R1114-3k
WWR-AL721236	Rectangle	72"	12"	36"	112	17	69" x 9"	71.5" x 11.5"	CWM-R1120-3k
WWR-AL721818	Rectangle	72"	18"	18"	68	12.9	69" x 15"	71.5" x 17.5"	CWM-R1114-3k
WWR-AL721824	Rectangle	72"	18"	24"	97	17.3	69" x 15"	71.5" x 17.5"	CWM-R1620-3k
WWR-AL721830	Rectangle	72"	18"	30"	114	20.2	69" x 15"	71.5" x 17.5"	CWM-R1620-3k
WWR-AL721836	Rectangle	72"	18"	36"	123	25.5	69" x 15"	71.5" x 17.5"	CWM-R1620-3k
WWR-AL722418	Rectangle	72"	24"	18"	79	17.4	69" x 21"	71.5" x 23.5"	CWM-R1614-3k

# Wilshire Planters Aluminum Rectangle & Square

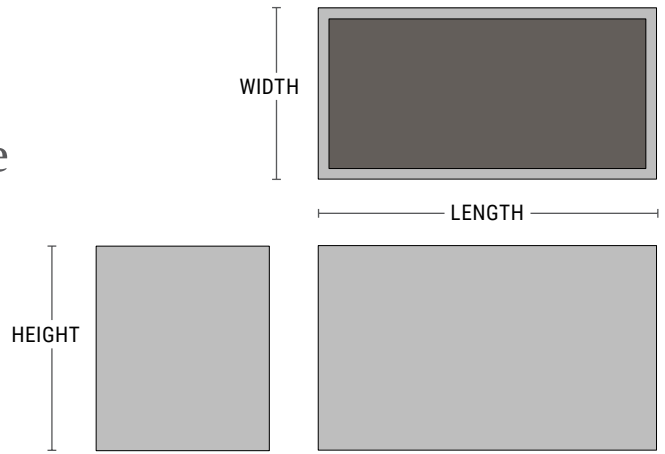
- 100% recyclable marine-grade aluminum
- Same strength as Wilshire Steel but weigh 40-60% less
- Engineered for strength with welded stiffeners
- Laser-cut & welded for consistent thickness and edge-detail at any scale
- Powder-coat over zinc-free epoxy primer



PRODUCT	SHAPE	LENGTH	WIDTH	HEIGHT	WEIGHT (LBS.)	VOLUME (CUBIC FT.)	INTERIOR TOP	INTERIOR BOTTOM	IRRIGATION
WWR-AL722424	Rectangle	72"	24"	24"	94	22.6	69" x 21"	71.5" x 23.5"	CWM-R1620-3k
WWR-AL722430	Rectangle	72"	24"	30"	125	28.2	69" x 21"	71.5" x 23.5"	CWM-R1620-3k
WWR-AL722436	Rectangle	72"	24"	36"	140	35	69" x 21"	71.5" x 23.5"	CWM-R1620-3k
WWR-AL722442	Rectangle	72"	24"	42"	155	39.5	69" x 21"	71.5" x 23.5"	CWM-R1620-3k
WWR-AL723018	Rectangle	72"	30"	18"	88	21.8	69" x 27"	71.5" x 29.5"	CWM-R1614-3k
WWR-AL723024	Rectangle	72"	30"	24"	119	27.4	69" x 27"	71.5" x 29.5"	CWM-R1620-3k
WWR-AL723030	Rectangle	72"	30"	30"	135	34.5	69" x 27"	71.5" x 29.5"	CWM-R1620-3k
WWR-AL723036	Rectangle	72"	30"	36"	146	41.7	69" x 27"	71.5" x 29.5"	CWM-R1620-3k
WWR-AL723042	Rectangle	72"	30"	42"	167	48.8	69" x 27"	71.5" x 29.5"	CWM-R1620-3k
WWR-AL723618	Rectangle	72"	36"	18"	96	24.9	67" x 31"	71.5" x 35.5"	CWM-R1614-3k
WWR-AL723624	Rectangle	72"	36"	24"	125	32.8	67" x 31"	71.5" x 35.5"	CWM-R1620-3k
WWR-AL723630	Rectangle	72"	36"	30"	141	41.3	67" x 31"	71.5" x 35.5"	CWM-R1620-3k
WWR-AL723636	Rectangle	72"	36"	36"	162	49.8	67" x 31"	71.5" x 35.5"	CWM-R1620-3k
WWR-AL723642	Rectangle	72"	36"	42"	179	58.3	67" x 31"	71.5" x 35.5"	CWM-R1620-3k
WWR-AL724818	Rectangle	72"	48"	18"	113	33.3	67" x 43"	71.5" x 47.5"	CWM-R1614-3k
WWR-AL724824	Rectangle	72"	48"	24"	129	43.6	67" x 43"	71.5" x 47.5"	CWM-R1614-3k
WWR-AL724830	Rectangle	72"	48"	30"	172	55	67" x 43"	71.5" x 47.5"	CWM-R1620-3k
WWR-AL724836	Rectangle	72"	48"	36"	194	66.1	67" x 43"	71.5" x 47.5"	CWM-R1620-3k
WWR-AL724842	Rectangle	72"	48"	42"	228	77.4	67" x 43"	71.5" x 47.5"	CWM-R1620-3k
WWR-AL7200	Square	72"	72"	42"	297	120	67" x 67"	67.5" x 67.5"	CWM-R2020-4k-E

# Wilshire Planters Aluminum Rectangle & Square

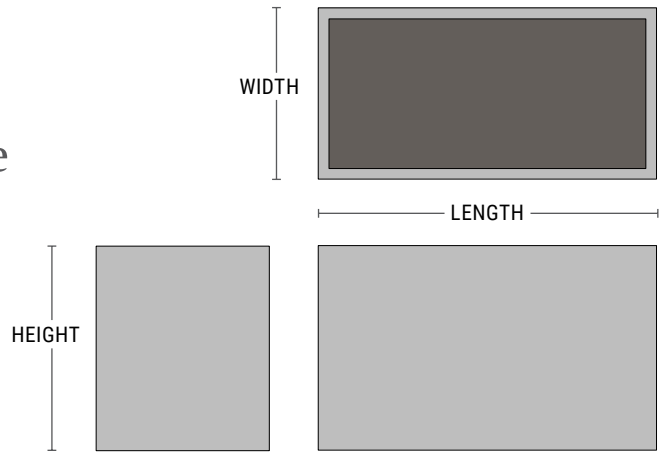
- 100% recyclable marine-grade aluminum
- Same strength as Wilshire Steel but weigh 40-60% less
- Engineered for strength with welded stiffeners
- Laser-cut & welded for consistent thickness and edge-detail at any scale
- Powder-coat over zinc-free epoxy primer



PRODUCT	SHAPE	LENGTH	WIDTH	HEIGHT	WEIGHT (LBS.)	VOLUME (CUBIC FT.)	INTERIOR TOP	INTERIOR BOTTOM	IRRIGATION
WWR-AL961012	Rectangle	96"	10"	12"	59	6.3	93" x 7"	95.5" x 9.5"	CWM-R1109-5k
WWR-AL961218	Rectangle	96"	12"	18"	79	11.4	93" x 9"	95.5" x 11.5"	CWM-R1114-4k
WWR-AL961236	Rectangle	96"	12"	36"	145	22.6	93" x 9"	95.5" x 11.5"	CWM-R1120-4k
WWR-AL961818	Rectangle	96"	18"	18"	89	17.3	93" x 15"	95.5" x 17.5"	CWM-R1114-4k
WWR-AL961824	Rectangle	96"	18"	24"	127	23.1	93" x 15"	95.5" x 17.5"	CWM-R1620-4k
WWR-AL961830	Rectangle	96"	18"	30"	145	27	93" x 15"	95.5" x 17.5"	CWM-R1620-4k
WWR-AL961836	Rectangle	96"	18"	36"	157	34	93" x 15"	95.5" x 17.5"	CWM-R1620-4k
WWR-AL962418	Rectangle	96"	24"	18"	99	23.2	93" x 21"	95.5" x 23.5"	CWM-R1614-4k
WWR-AL962424	Rectangle	96"	24"	24"	138	30.1	93" x 21"	95.5" x 23.5"	CWM-R1620-4k
WWR-AL962430	Rectangle	96"	24"	30"	157	37.7	93" x 21"	95.5" x 23.5"	CWM-R1620-4k
WWR-AL962436	Rectangle	96"	24"	36"	175	46.7	93" x 21"	95.5" x 23.5"	CWM-R1620-4k
WWR-AL962442	Rectangle	96"	24"	42"	215	52.7	93" x 21"	95.5" x 23.5"	CWM-R1620-4k
WWR-AL963018	Rectangle	96"	30"	18"	109	27.6	93" x 27"	95.5" x 29.5"	CWM-R1614-4k
WWR-AL963024	Rectangle	96"	30"	24"	129	36.6	93" x 27"	95.5" x 29.5"	CWM-R1620-4k
WWR-AL963030	Rectangle	96"	30"	30"	169	46.1	93" x 27"	95.5" x 29.5"	CWM-R1620-4k
WWR-AL963036	Rectangle	96"	30"	36"	188	55.6	93" x 27"	95.5" x 29.5"	CWM-R1620-4k
WWR-AL963042	Rectangle	96"	30"	42"	235	65.1	93" x 27"	95.5" x 29.5"	CWM-R1620-4k
WWR-AL963618	Rectangle	96"	36"	18"	120	33.2	91" x 31"	95.5" x 35.5"	CWM-R1614-4k
WWR-AL963624	Rectangle	96"	36"	24"	140	43.9	91" x 31"	95.5" x 35.5"	CWM-R1620-4k
WWR-AL963630	Rectangle	96"	36"	30"	181	55.3	91" x 31"	95.5" x 35.5"	CWM-R1620-4k

# Wilshire Planters Aluminum Rectangle & Square

- 100% recyclable marine-grade aluminum
- Same strength as Wilshire Steel but weigh 40-60% less
- Engineered for strength with welded stiffeners
- Laser-cut & welded for consistent thickness and edge-detail at any scale
- Powder-coat over zinc-free epoxy primer



PRODUCT	SHAPE	LENGTH	WIDTH	HEIGHT	WEIGHT (LBS.)	VOLUME (CUBIC FT.)	INTERIOR TOP	INTERIOR BOTTOM	IRRIGATION
WWR-AL963636	Rectangle	96"	36"	36"	229	66.6	91" x 31"	95.5" x 35.5"	CWM-R1620-4k
WWR-AL963642	Rectangle	96"	36"	42"	250	78	91" x 31"	95.5" x 35.5"	CWM-R1620-4k
WWR-AL964818	Rectangle	96"	48"	18"	140	44.4	91" x 43"	95.5" x 47.5"	CWM-R1614-4k
WWR-AL964824	Rectangle	96"	48"	24"	190	58.4	91" x 43"	95.5" x 47.5"	CWM-R1614-4k
WWR-AL964830	Rectangle	96"	48"	30"	215	73.6	91" x 43"	95.5" x 47.5"	CWM-R1620-4k
WWR-AL964836	Rectangle	96"	48"	36"	258	88.5	91" x 43"	95.5" x 47.5"	CWM-R1620-4k
WWR-AL964842	Rectangle	96"	48"	42"	296	103.7	91" x 43"	95.5" x 47.5"	CWM-R1620-4k