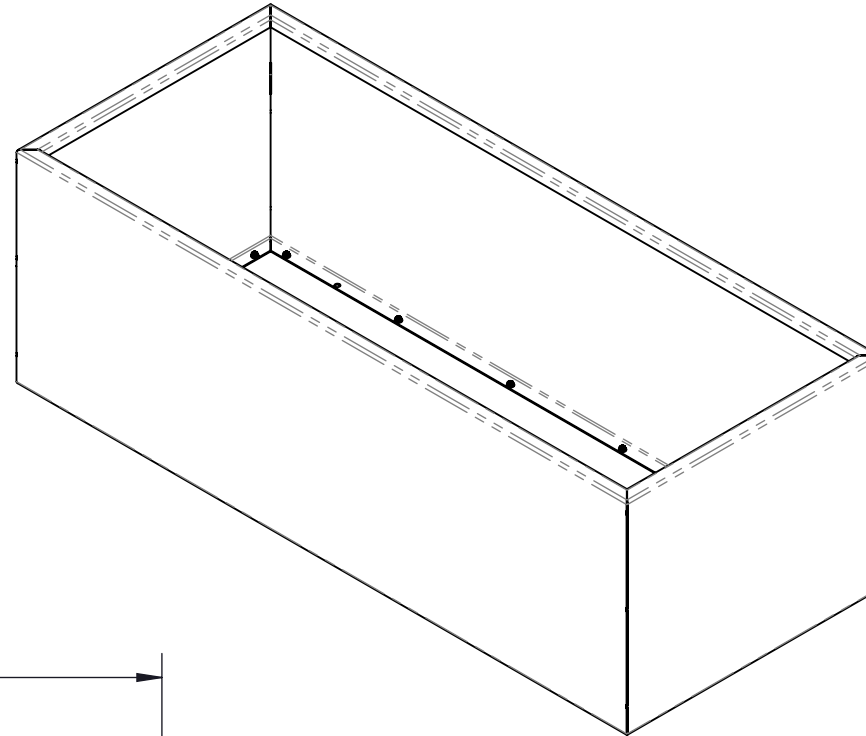


PROJECT
DATE
ORDER NUMBER
POWDERCOAT COLOR (CS AND AL ONLY)
CLIENT PLANTER ID

CUSTOMER APPROVAL:

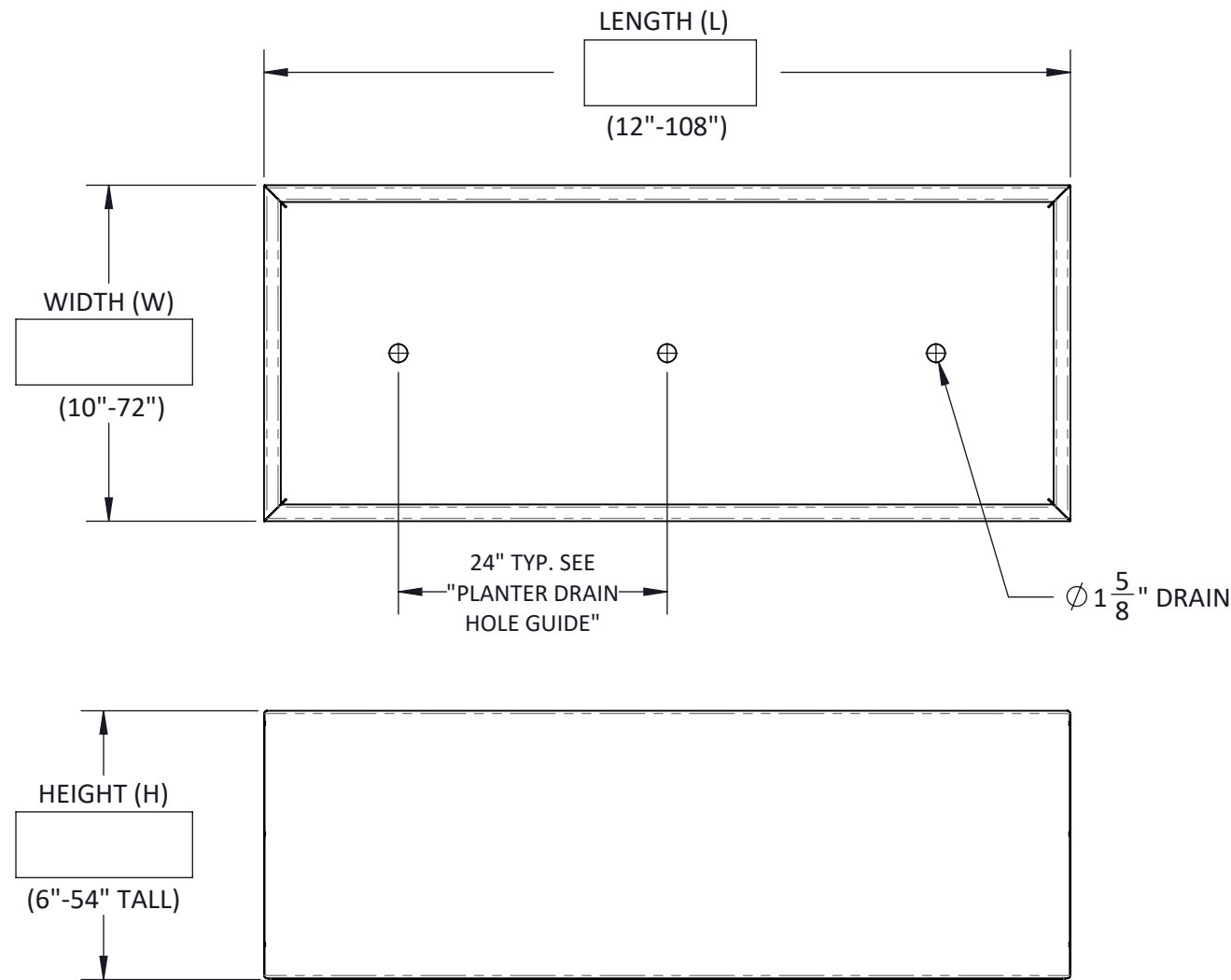


MATERIAL & FINISH OPTIONS

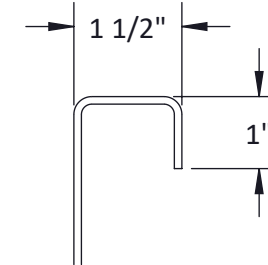
- AL** - POWDERCOATED ALUMINUM
PART NUMBER: **WWR-AL(L)(W)(H)**
FULLY WELDED 1/8" 5052-H32 (ALUMINUM) WATER TIGHT BODY & FLOOR
- CS** - POWDERCOATED CARBON STEEL
PART NUMBER: **WWR-CS(L)(W)(H)**
FULLY WELDED 12GA A36 (MILD STEEL) BODY
12GA A304 (STAINLESS STEEL) FLOOR FASTENED WATER TIGHT TO BODY.
- WS** - WEATHERING STEEL
PART NUMBER: **WWR-WS(L)(W)(H)**
FULLY WELDED 12GA A606 (WEATHERING STEEL) BODY
12GA A606 (WEATHERING STEEL) FLOOR FASTENED WATER TIGHT TO BODY.

TYPICAL NOTES FOR ALL MATERIALS:

1. ALL DIMENSIONS ARE NOMINAL, +/- 1/8" UNLESS SPECIFIED OTHERWISE
2. PLANTER IS DESIGNED FOR **110LBS** PER CUBIC FOOT SATURATED SOIL WEIGHT.

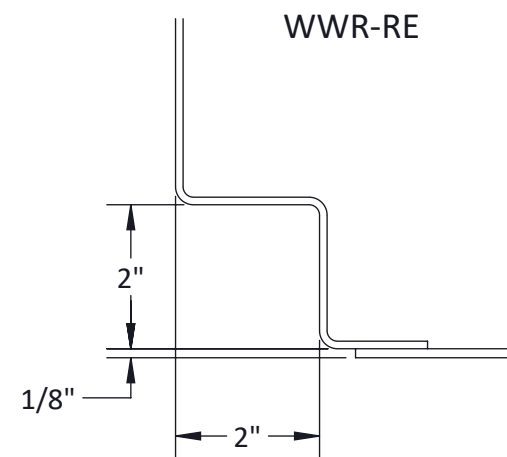


TOP LIP DETAIL



TOEKICK OPTION (UPCHARGE APPLIES)

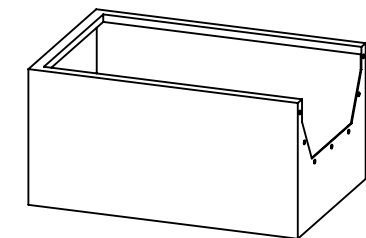
WWR-RE




SCOOPS

CHOOSE ONLY ONE.
*FOR SCOOPS ALONG THE LONG SIDE OF A PLANTER, PLEASE CONTACT SALES.

ONE WALL



TWO WALL



TITLE: **WILSHIRE METAL PLANTERS APPLICATION SHEET**