



Montara Collection

Inspired by the serene and majestic coastline of Northern California, the Montara Collection reinterprets mid-century organic form with sculptural elegance and enduring durability.

Crafted in North America from GFRC and thermally modified domestic hardwood, Montara is designed for commercial spaces—from retail and hospitality destinations to campuses and streetscapes.

Each piece features rounded edges and modern lines that integrate seamlessly into outdoor environments, offering both beauty and function. Montara is a line of spacemaking elements—planters, benches, platforms, and water features—which encourage gathering, rest, and connection in the outdoor landscape.

Montara Collection



Planters



Platforms



Linear Benches



Water Features

PRODUCT	DESCRIPTION	LENGTH	WIDTH	HEIGHT	WEIGHT (LBS.)	VOLUME (CUBIC FT.)
MA-363624	Montara Planter, Square	36" L	36" W	24" H	297	12.5
MA-363630	Montara Planter, Square	36" L	36" W	30" H	344	16.4
MA-363636	Montara Planter, Square	36" L	36" W	36" H	391	20.3
MA-483024	Montara Planter, Rectangle	48" L	30" W	24" H	338	14.5
MA-484824	Montara Planter, Square	48" L	48" W	24" H	433	23.2
MA-484830	Montara Planter, Square	48" L	48" W	30" H	496	30.3
MA-484836	Montara Planter, Square	48" L	48" W	36" H	579	37
MA-484842	Montara Planter, Square	48" L	48" W	42" H	642	44
MA-603024	Montara Planter, Rectangle	60" L	30" W	24" H	407	18.6
MA-606030	Montara Planter, Square	60" L	60" W	30" H	670	48.9
MA-606036	Montara Planter, Square	60" L	60" W	36" H	774	59.7
MA-606042	Montara Planter, Square	60" L	60" W	42" H	854	70.9
MA-723024	Montara Planter, Rectangle	72" L	30" W	24" H	499	22.3
MAB-3600	Montara Platform	36" L	36" W	18" H	310	-
MAB-4800	Montara Platform	48" L	48" W	18" H	465	-
MAB-6000	Montara Platform	60" L	60" W	18" H	626	-
MAB-7200	Montara Platform	72" L	72" W	18" H	835	-
MAB-4830	Montara Linear Bench	48" L	30" W	18" H	335	-
MAB-6030	Montara Linear Bench	60" L	30" W	18" H	404	-
MAB-7230	Montara Linear Bench	72" L	30" W	18" H	472	-
MAB-9630	Montara Linear Bench	96" L	30" W	18" H	545	-
MAB-12030	Montara Linear Bench	120" L	30" W	18" H	910	-
MAB-14430	Montara Linear Bench	144" L	30" W	18" H	1055	-
MAB-16830	Montara Linear Bench	168" L	30" W	18" H	1200	-
MAB-19230	Montara Linear Bench	192" L	30" W	18" H	1350	-
MAW-4848	Montara Water Feature, Single with 1 bubbler and LED lighting	48" L	48" W	24" H	550	-
MAW-9648	Montara Water Feature, Double with 2 bubblers and LED lighting	96" L	48" W	24" H	1075	-
MAW-14448	Montara Water Feature, Triple with 3 bubblers and LED lighting	144" L	48" W	24" H	1610	-

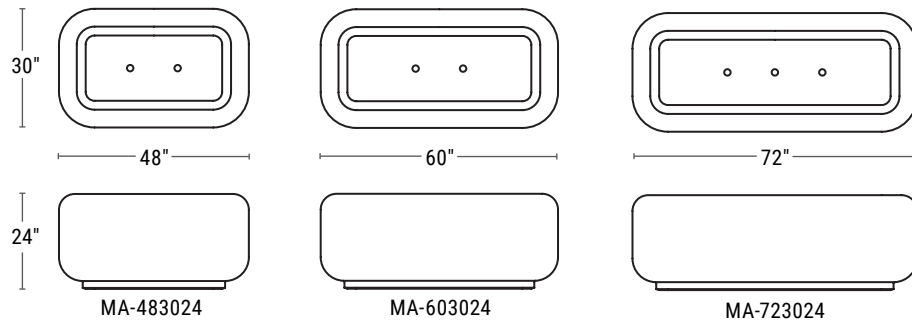
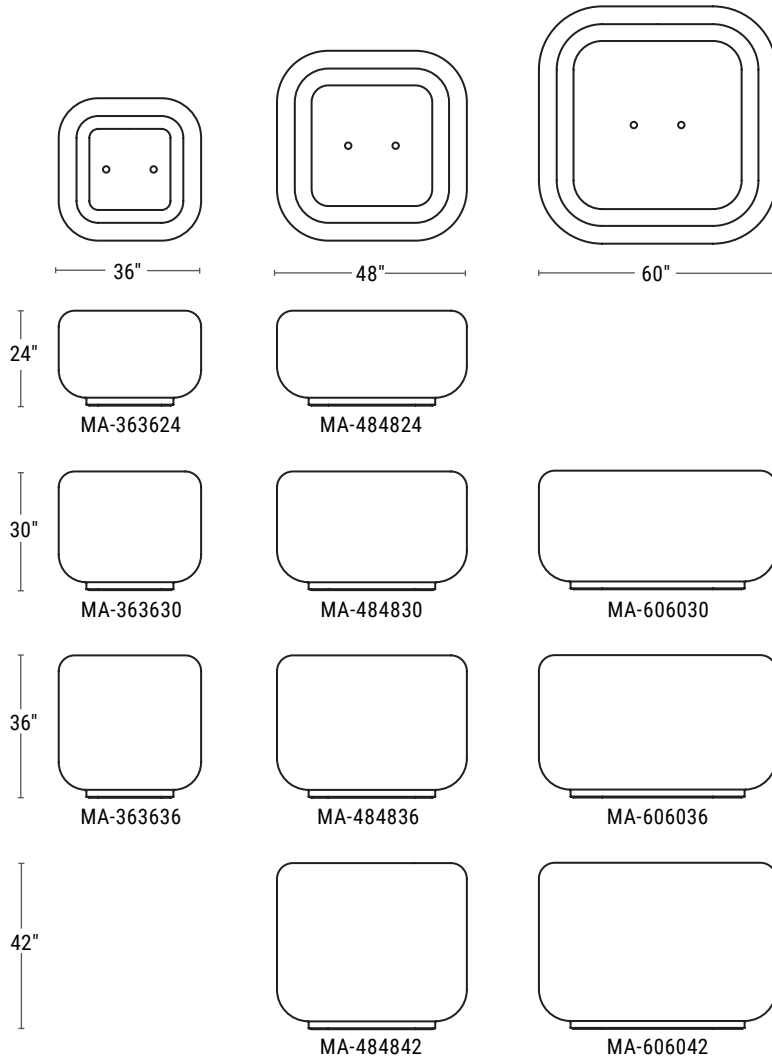
Montara Planters

- Lightweight commercial-grade GFRC
- Sizes include ten squares and three rectangles
- Stainless steel anchor plates
- Available CWM irrigation systems
- Coordinate with Montara water features, benches, and platforms



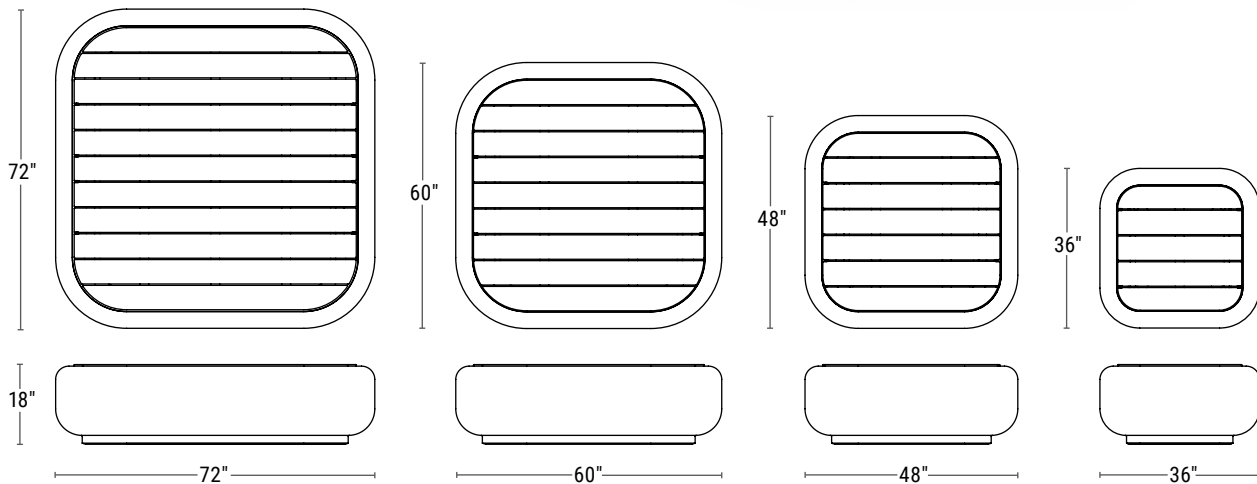
PRODUCT	DESCRIPTION	LENGTH	WIDTH	HEIGHT	WEIGHT (LBS.)	VOLUME (CUBIC FT.)	INTERIOR TOP	EXTERIOR BASE	IRRIGATION
MA-363624	Montara Planter, Square	36" L	36" W	24" H	297	12.5	27" x 27"	22" x 22"	CWM-R2014-2K
MA-363630	Montara Planter, Square	36" L	36" W	30" H	344	16.4	27" x 27"	22" x 22"	CWM-R2020-2K
MA-363636	Montara Planter, Square	36" L	36" W	36" H	391	20.3	27" x 27"	22" x 22"	CWM-R2020-2K
MA-483024	Montara Planter, Rectangle	48" L	30" W	24" H	338	14.5	39" x 21"	36" x 18"	CWM-R1614-2K
MA-484824	Montara Planter, Square	48" L	48" W	24" H	433	23.2	39" x 39"	32" x 32"	CWM-R2914-2K
MA-484830	Montara Planter, Square	48" L	48" W	30" H	496	30.3	39" x 39"	32" x 32"	CWM-R2920-2K
MA-484836	Montara Planter, Square	48" L	48" W	36" H	579	37	39" x 39"	32" x 32"	CWM-R2920-2K
MA-484842	Montara Planter, Square	48" L	48" W	42" H	642	44	39" x 39"	32" x 32"	CWM-R2920-2K
MA-603024	Montara Planter, Rectangle	60" L	30" W	24" H	407	18.6	51" x 21"	48" x 18"	CWM-R2014-2K
MA-606030	Montara Planter, Square	60" L	60" W	30" H	670	48.9	51" x 51"	44" x 44"	CWM-R2920-4K
MA-606036	Montara Planter, Square	60" L	60" W	36" H	774	59.7	51" x 51"	44" x 44"	CWM-R2920-4K
MA-606042	Montara Planter, Square	60" L	60" W	42" H	854	70.9	51" x 51"	44" x 44"	CWM-R2920-4K
MA-723024	Montara Planter, Rectangle	72" L	30" W	24" H	499	22.3	63" x 21"	60" x 18"	CWM-R1614-3K

Montara Planters



Montara Platforms

- Lightweight commercial-grade GFRC and thermally modified wood
- Stainless steel anchor plates
- Four sizes from 36" x 36" to 72" x 72"
- Coordinate with Montara water features, benches, and planters
- GFRC base available in Acid Etch, Sandblast, or Travertine texture.



PRODUCT	DESCRIPTION	LENGTH	WIDTH	HEIGHT	WEIGHT (LBS.)
MAB-3600	Montara Platform	36" L	36" W	18" H	310
MAB-4800	Montara Platform	48" L	48" W	18" H	465
MAB-6000	Montara Platform	60" L	60" W	18" H	626
MAB-7200	Montara Platform	72" L	72" W	18" H	835

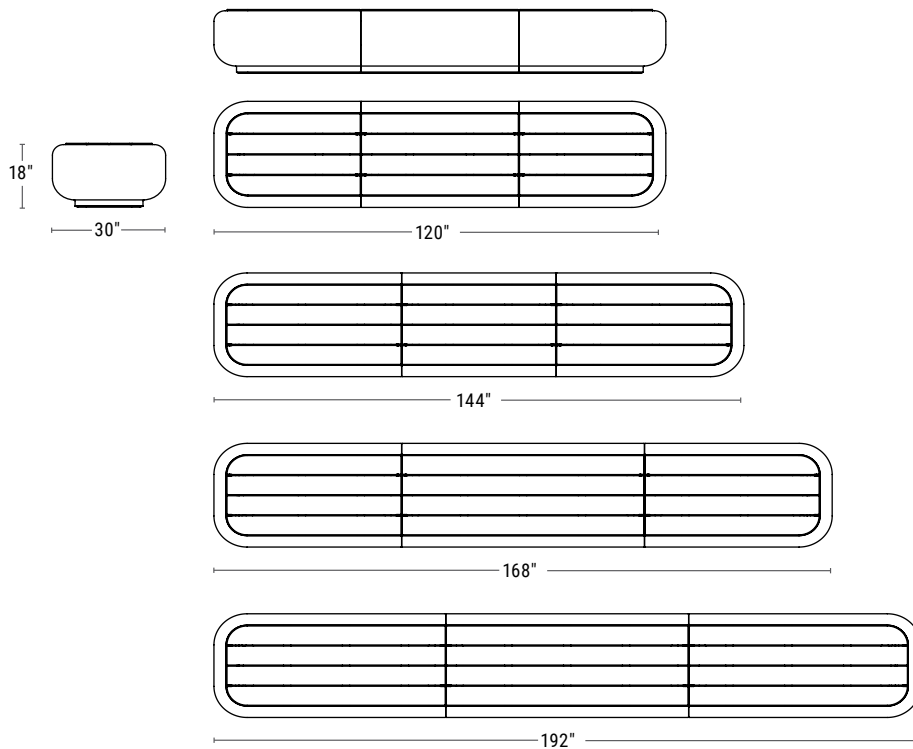
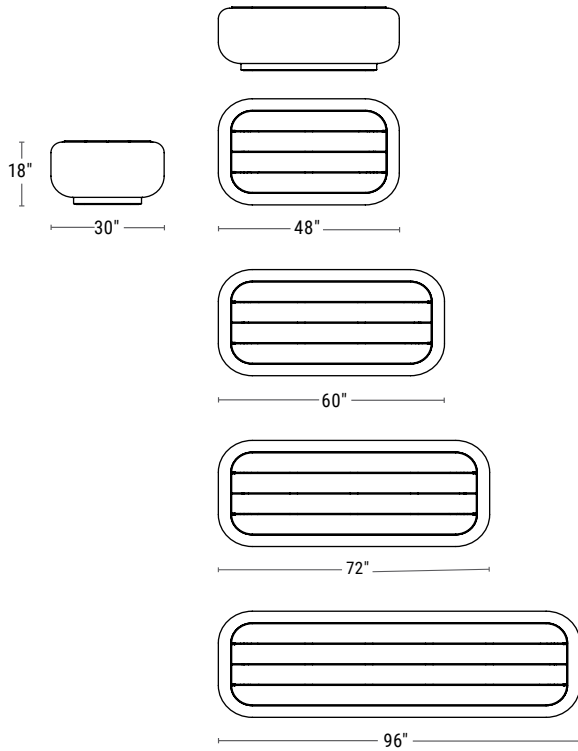
Montara Linear Benches

- Lightweight commercial-grade GFRC and thermally modified wood
- Stainless steel anchor plates
- Eight lengths from 4' to 16'
- 10'-16' benches are produced in sections and joined on site
- Coordinate with Montara water features, platforms, and planters
- GFRC base available in Acid Etch, Sandblast, or Travertine texture.



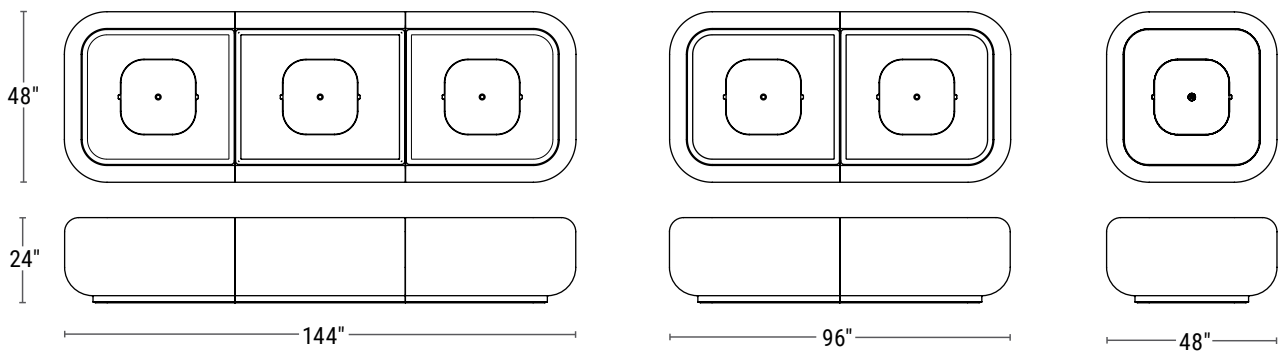
PRODUCT	DESCRIPTION	LENGTH	WIDTH	HEIGHT	WEIGHT (LBS.)
MAB-4830	Montara Linear Bench	48" L	30" W	18" H	335
MAB-6030	Montara Linear Bench	60" L	30" W	18" H	404
MAB-7230	Montara Linear Bench	72" L	30" W	18" H	472
MAB-9630	Montara Linear Bench	96" L	30" W	18" H	545
MAB-12030	Montara Linear Bench	120" L	30" W	18" H	910
MAB-14430	Montara Linear Bench	144" L	30" W	18" H	1055
MAB-16830	Montara Linear Bench	168" L	30" W	18" H	1200
MAB-19230	Montara Linear Bench	192" L	30" W	18" H	1350

Montara Linear Benches



Montara Water Features

- Calming bubbling effect with integrated LED lighting
- GFRC basin, tray, and bowl with self-contained reservoir and jet
- Hardwired and plumbed for commercial outdoor use
- Coordinate with Montara platforms, planters, and benches
- Available in Sandblast or Travertine textures only



PRODUCT	DESCRIPTION	LENGTH	WIDTH	HEIGHT	WEIGHT (LBS.)	WATER VOL. (GAL.)
MAW-4848	Montara Water Feature, Single with 1 bubbler and LED lighting	48" L	48" W	24" H	550	46
MAW-9648	Montara Water Feature, Double with 2 bubblers and LED lighting	96" L	48" W	24" H	1075	90
MAW-14448	Montara Water Feature, Triple with 3 bubblers and LED lighting	144" L	48" W	24" H	1610	135

Montara Water Features

SITE-READY

Montara Water Features are commercial-grade systems designed for permanent installation with hard-wired electrical and plumbed water connections. Each unit includes three main components: the basin, tray, and bowl. Controls are not provided. We recommend two separate circuits and each with its own controls.

BASIN

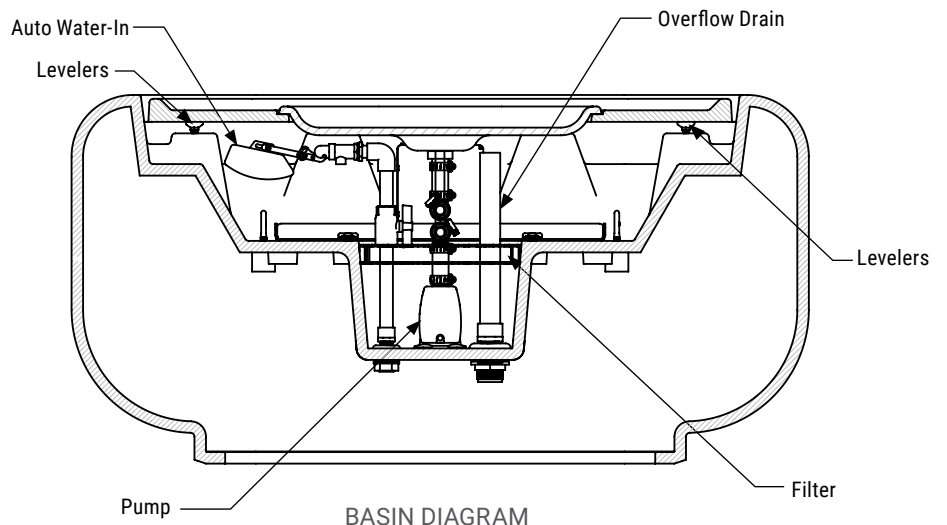
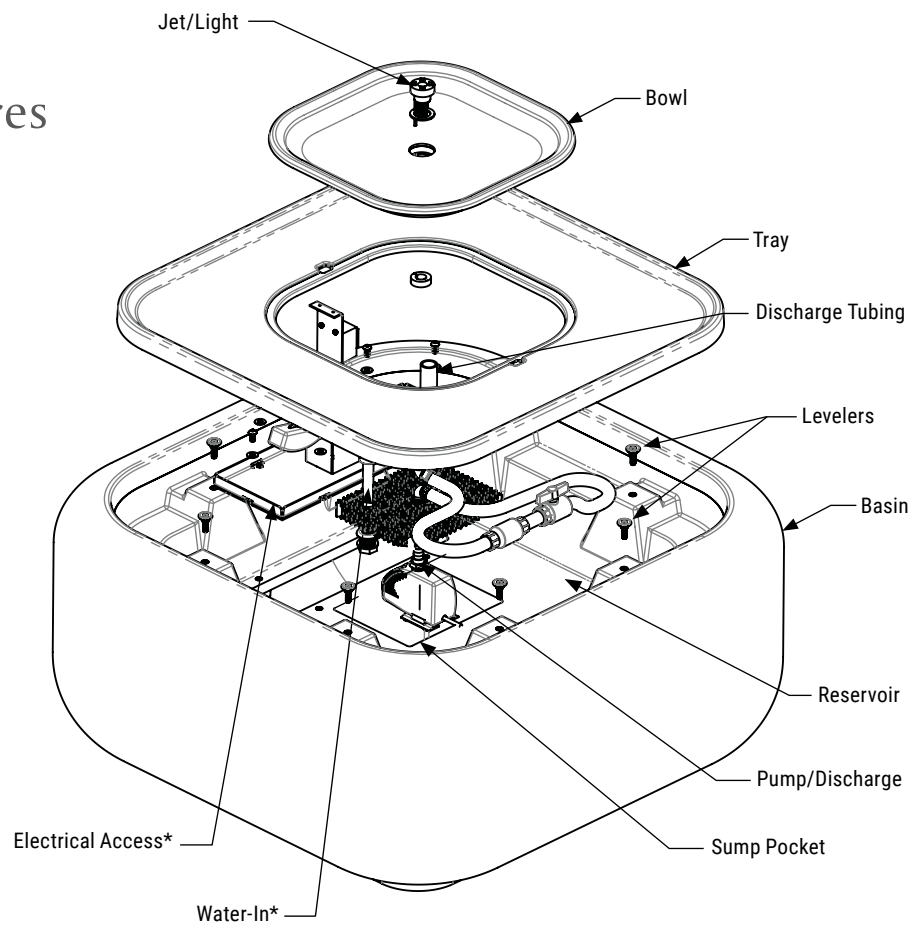
The basin houses all functional elements, including the pump, water jet, LED light, levelers, and reservoir, with dedicated space for on-site plumbing and electrical connections. The tray and bowl nest neatly inside the basin, where water collects and recirculates.

JET & LIGHTS

A low-profile water jet produces a gentle bubbling effect, while an integrated LED light illuminates the jet and casts a subtle glow within the bowl and tray. Water spills evenly over the tray's edge and returns to the reservoir, creating a continuous, calming sound of water flowing.

DOUBLE & TRIPLE

Double- and triple-configurations connect multiple basins into a shared reservoir. Basins need to be bolted together and sealed with caulk on-site. The multiple trays are independent and can be adjusted using levelers in the basin. Refer to Montara Water Features Assembly & Installation Instructions for more details.



***A licensed electrician and/or plumber is recommended to ensure safe, code-compliant installation and proper operation. Always check local requirements and permitting needs before purchase. Please refer to the *Montara Water Features Assembly & Installation Guide* for a complete list of tools and materials needed for installation.**